

SPECIFICATION OF FBM□-__ _ _A□□ SERIES

APPLICATIONS

1. EMI suppression for various electric equipment by the addition of impedance to the circuit.
2. It is particular effective with unstable grounding.
3. High frequency EMI prevention of computers , printers , VCRs , TVs and portable telephone.
4. The FBM□-A□□ series can be used in high current circuits due to its low DC resistance.
It can match power line to a maximum of 10A DC.



ORDERING CODE

FBM□ - 11 - 160808 - 121 A□□ R T
(1) (2) (3) (4) (5) (6)(7)

(1) PRODUCT TYPE CODE

FBM : Ferrite Bead Multilayer
 □: RoHS Code

(2) DESIGN CODE

Type : 11,10,09,15,HA,L11,L10

(3) SIZE CODE

See Following Table

(4) IMPEDANCE VALUE CODE

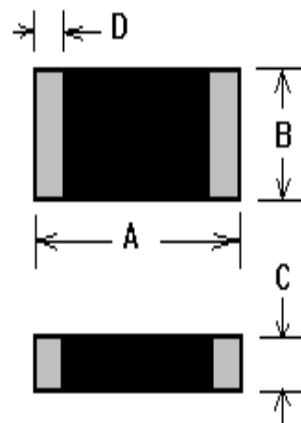
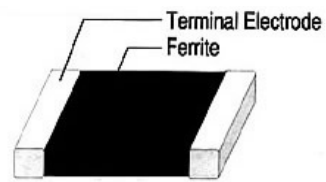
Example : 121=120Ω , 280=28Ω

(5) A□□ MEANS HIGH CURRENT RATING

Example : A10 means 1000mA
 A08 means 800mA

(6) R : SPECIAL DCR CODE

(7) TAPING



SHAPE & DIMENSIONS

UNIT:mm (inch)

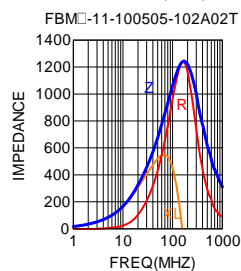
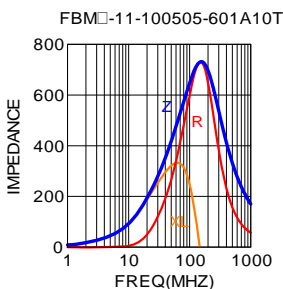
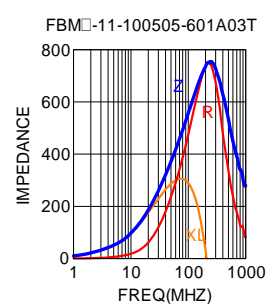
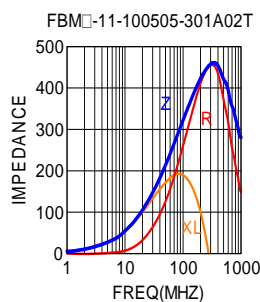
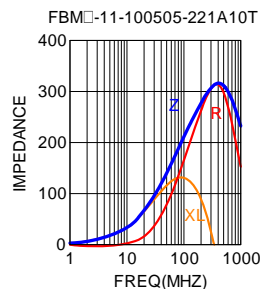
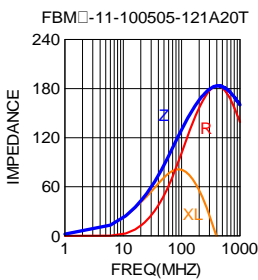
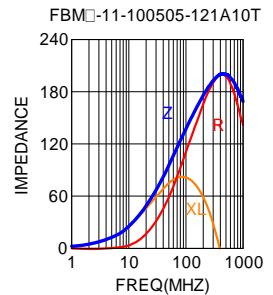
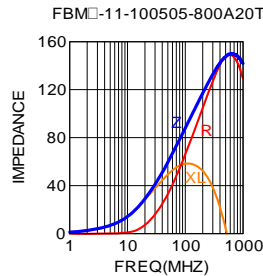
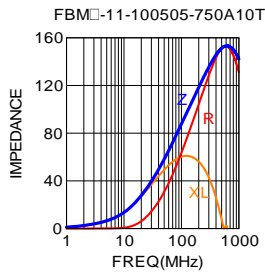
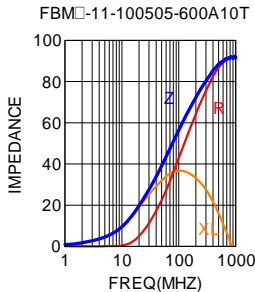
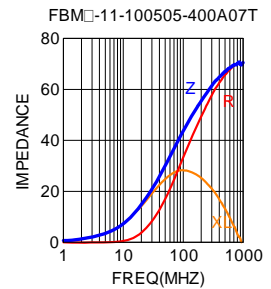
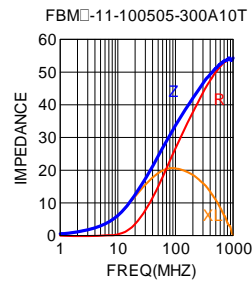
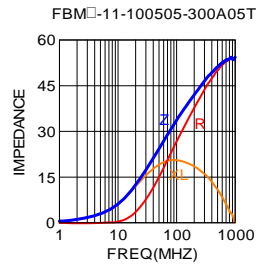
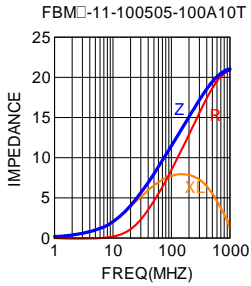
SIZE CODE	A	B	C	D
FBM□-11-100505 (0402)	1.00±0.10 (0.040±0.004)	0.50±0.10 (0.020±0.004)	0.50±0.10 (0.020±0.004)	0.25±0.10 (0.010±0.004)
FBM□-11-160808 (0603)	1.60±0.20 (0.063±0.008)	0.80±0.20 (0.031±0.008)	0.80±0.20 (0.031±0.008)	0.30±0.20 (0.012±0.008)
FBM□-11-201209 (0805)	2.00±0.20 (0.079±0.008)	1.20±0.20 (0.047±0.008)	0.90±0.20 (0.035±0.008)	0.50±0.30 (0.020±0.012)
FBM□-11-321611 (1206)	3.20±0.20 (0.126±0.008)	1.60±0.20 (0.063±0.008)	1.10±0.20 (0.043±0.008)	0.50±0.30 (0.020±0.012)
FBM□-11-322513 (1210)	3.20±0.20 (0.126±0.008)	2.50±0.20 (0.098±0.008)	1.30±0.20 (0.051±0.008)	0.50±0.30 (0.020±0.012)
FBM□-11-451616 (1806)	4.50±0.20 (0.177±0.008)	1.60±0.20 (0.063±0.008)	1.60±0.20 (0.063±0.008)	0.50±0.30 (0.020±0.012)
FBM□-__ _ -453215 (1812)	4.50±0.20 (0.177±0.008)	3.20±0.20 (0.126±0.008)	1.50±0.20 (0.059±0.008)	0.50±0.30 (0.020±0.012)

※All the data listed in this catalogue are for reference only, King Core reserves the right to alter or revise the specifications without prior notification.

MULTILAYER CHIP BEADS → FBM□-11-100505 : High Current Standard Type

ELECTRICAL CHARACTERISTICS

ORDERING CODE	Impedance (Ω)	Test Frequency (MHz)	DC Resistance (Ω)max	Rated Current (mA)max
FBM□-11-100505-100A10T	10±25%	100	0.200	1000
FBM□-11-100505-300A05T	30±25%	100	0.300	500
FBM□-11-100505-300A10T	30±25%	100	0.200	1000
FBM□-11-100505-400A07T	40±25%	100	0.200	700
FBM□-11-100505-600A10T	60±25%	100	0.200	1000
FBM□-11-100505-750A10T	75±25%	100	0.200	1000
FBM□-11-100505-800A20T	80±25%	100	0.100	2000
FBM□-11-100505-121A10T	120±25%	100	0.200	1000
FBM□-11-100505-121A20T	120±25%	100	0.100	2000
FBM□-11-100505-221A10T	220±25%	100	0.200	1000
FBM□-11-100505-301A02T	300±25%	100	0.600	200
FBM□-11-100505-601A03T	600±25%	100	0.500	300
FBM□-11-100505-601A10T	600±25%	100	0.500	1000
FBM□-11-100505-102A02T	1000±25%	100	0.800	200

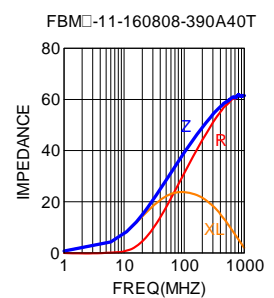
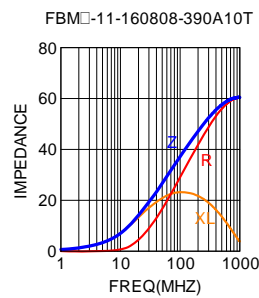
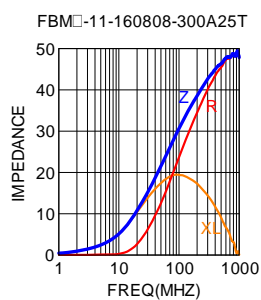
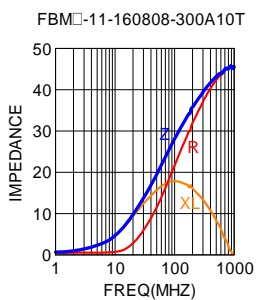
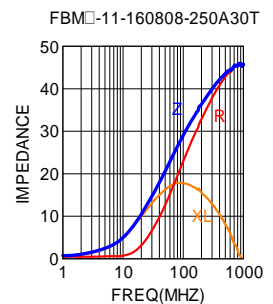
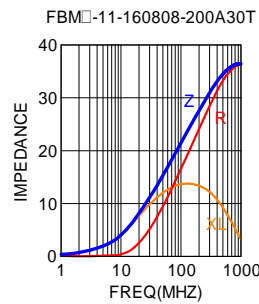
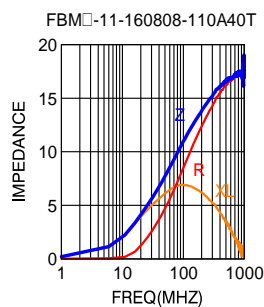
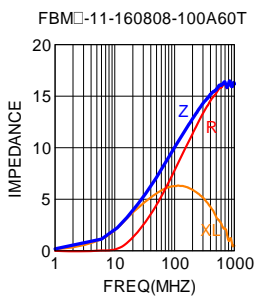


※All the data listed in this catalogue are for reference only, King Core reserves the right to alter or revise the specifications without prior notification.

MULTILAYER CHIP BEADS → FBM□-11-160808 : High Current Standard Type

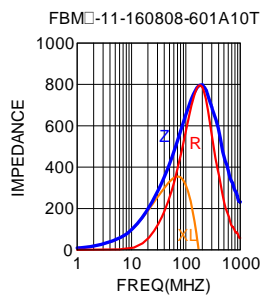
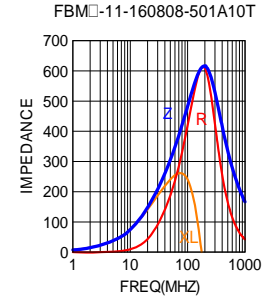
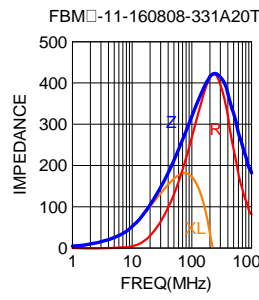
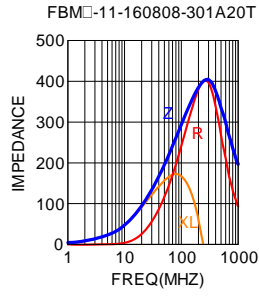
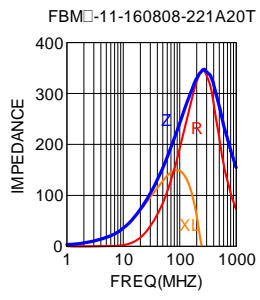
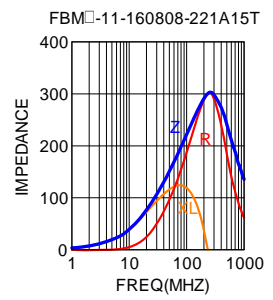
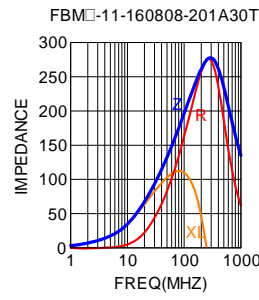
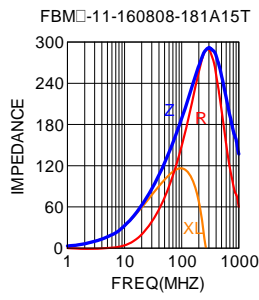
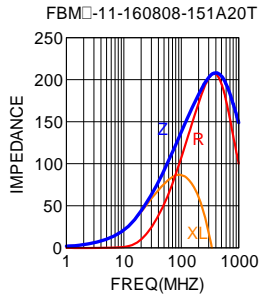
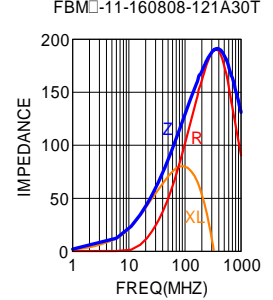
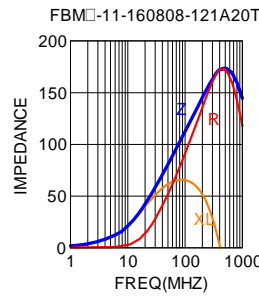
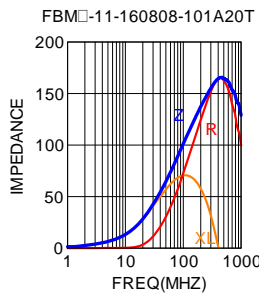
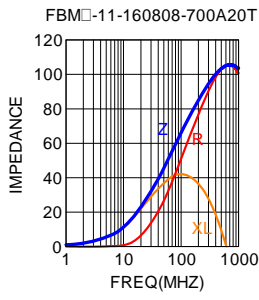
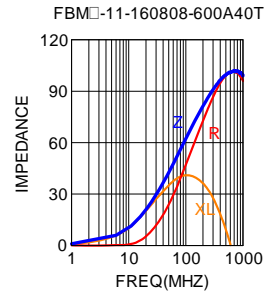
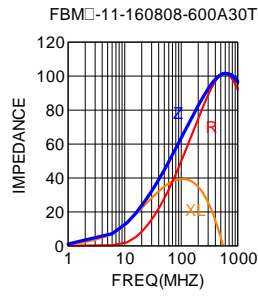
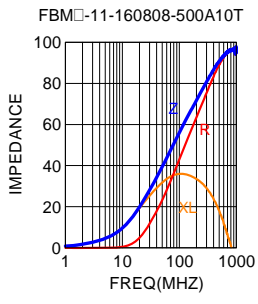
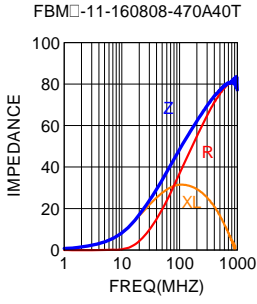
ELECTRICAL CHARACTERISTICS

ORDERING CODE	Impedance (Ω)	Test Frequency (MHz)	DC Resistance (Ω)max	Rated Current (mA)max
FBM□-11-160808-100A60T	10±25%	100	0.010	6000
FBM□-11-160808-110A40T	11±25%	100	0.035	4000
FBM□-11-160808-200A30T	20±25%	100	0.040	3000
FBM□-11-160808-250A30T	25±25%	100	0.040	3000
FBM□-11-160808-300A10T	30±25%	100	0.100	1000
FBM□-11-160808-300A25T	30±25%	100	0.050	2500
FBM□-11-160808-390A10T	39±25%	100	0.200	1000
FBM□-11-160808-390A40T	39±25%	100	0.035	4000
FBM□-11-160808-470A40T	47±25%	100	0.035	4000
FBM□-11-160808-500A10T	50±25%	100	0.200	1000
FBM□-11-160808-600A30T	60±25%	100	0.040	3000
FBM□-11-160808-600A40T	60±25%	100	0.035	4000
FBM□-11-160808-700A20T	70±25%	100	0.100	2000
FBM□-11-160808-101A20T	100±25%	100	0.100	2000
FBM□-11-160808-121A20T	120±25%	100	0.100	2000
FBM□-11-160808-121A30T	120±25%	100	0.040	3000
FBM□-11-160808-151A20T	150±25%	100	0.100	2000
FBM□-11-160808-181A15T	180±25%	100	0.150	1500
FBM□-11-160808-201A30T	200±25%	100	0.040	3000
FBM□-11-160808-221A15T	220±25%	100	0.150	1500
FBM□-11-160808-221A20T	220±25%	100	0.100	2000
FBM□-11-160808-301A20T	300±25%	100	0.100	2000
FBM□-11-160808-331A20T	330±25%	100	0.100	2000
FBM□-11-160808-501A10T	500±25%	100	0.200	1000
FBM□-11-160808-601A10T	600±25%	100	0.200	1000



※All the data listed in this catalogue are for reference only, King Core reserves the right to alter or revise the specifications without prior notification.

MULTILAYER CHIP BEADS → FBM□-11-160808 : High Current Standard Type



※All the data listed in this catalogue are for reference only, King Core reserves the right to alter or revise the specifications without prior notification.

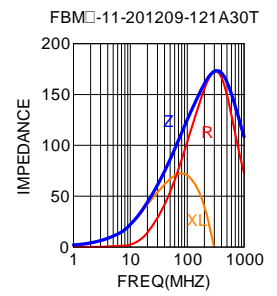
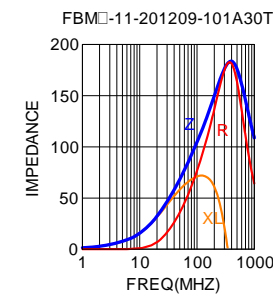
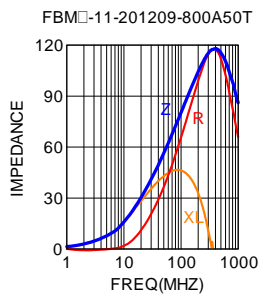
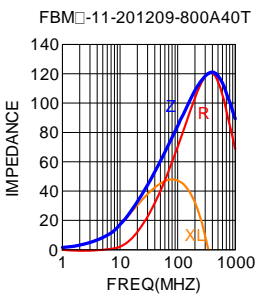
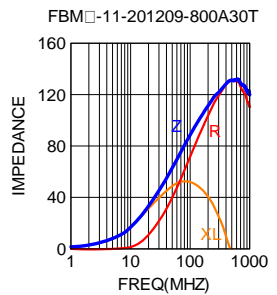
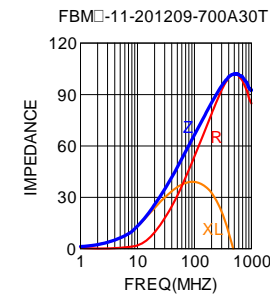
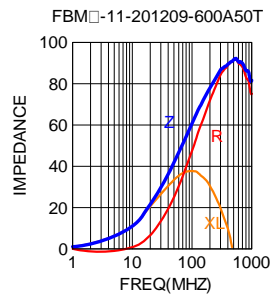
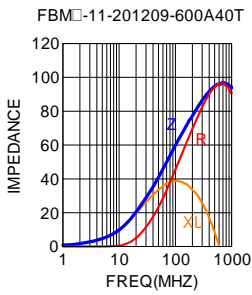
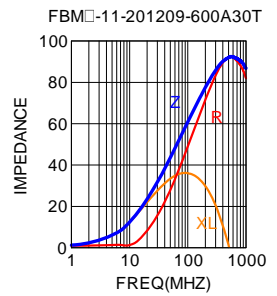
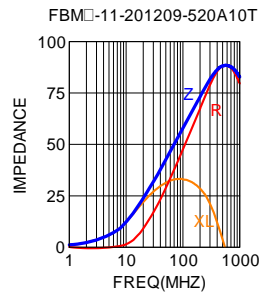
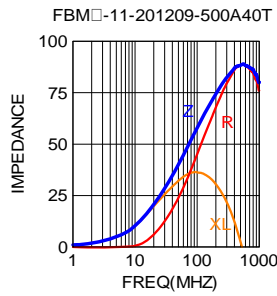
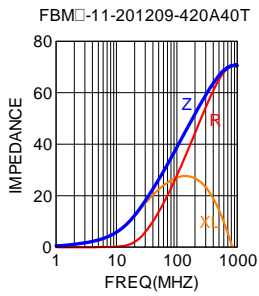
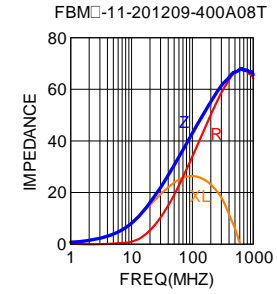
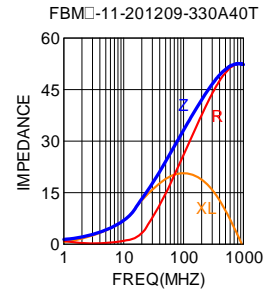
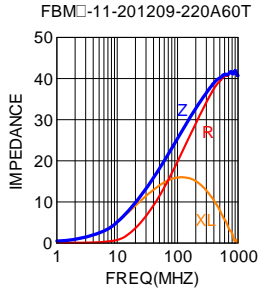
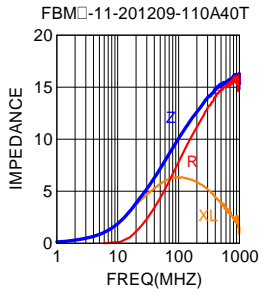
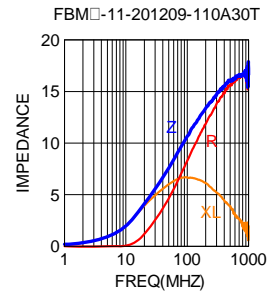
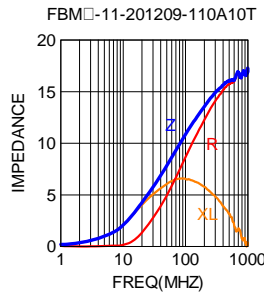
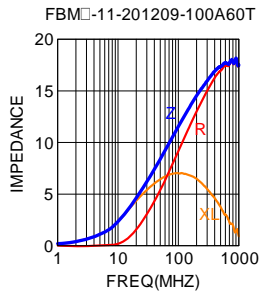
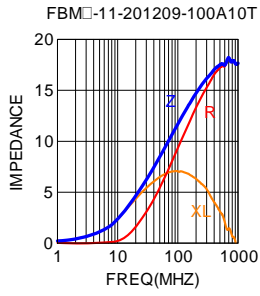
MULTILAYER CHIP BEADS → FBM□-11-201209 : High Current Standard Type

ELECTRICAL CHARACTERISTICS

ORDERING CODE	Impedance (Ω)	Test Frequency (MHz)	DC Resistance (Ω)max	Rated Current (mA)max
FBM□-11-201209-100A10T	10±25%	100	0.200	1000
FBM□-11-201209-100A60T	10±25%	100	0.010	6000
FBM□-11-201209-110A10T	11±25%	100	0.200	1000
FBM□-11-201209-110A30T	11±25%	100	0.040	3000
FBM□-11-201209-110A40T	11±25%	100	0.035	4000
FBM□-11-201209-220A60T	22±25%	100	0.010	6000
FBM□-11-201209-330A40T	33±25%	100	0.035	4000
FBM□-11-201209-400A08T	40±25%	100	0.250	800
FBM□-11-201209-420A40T	42±25%	100	0.035	4000
FBM□-11-201209-500A40T	50±25%	100	0.035	4000
FBM□-11-201209-520A10T	52±25%	100	0.200	1000
FBM□-11-201209-600A30T	60±25%	100	0.040	3000
FBM□-11-201209-600A40T	60±25%	100	0.035	4000
FBM□-11-201209-600A50T	60±25%	100	0.020	5000
FBM□-11-201209-700A30T	70±25%	100	0.040	3000
FBM□-11-201209-800A30T	80±25%	100	0.040	3000
FBM□-11-201209-800A40T	80±25%	100	0.035	4000
FBM□-11-201209-800A50T	80±25%	100	0.020	5000
FBM□-11-201209-101A30T	100±25%	100	0.040	3000
FBM□-11-201209-121A30T	120±25%	100	0.040	3000
FBM□-11-201209-121A40T	120±25%	100	0.035	4000
FBM□-11-201209-121A50T	120±25%	100	0.020	5000
FBM□-11-201209-151A25T	150±25%	100	0.050	2500
FBM□-11-201209-151A40T	150±25%	100	0.035	4000
FBM□-11-201209-201A30T	200±25%	100	0.040	3000
FBM□-11-201209-201A40T	200±25%	100	0.035	4000
FBM□-11-201209-221A30T	220±25%	100	0.040	3000
FBM□-11-201209-251A30T	250±25%	100	0.040	3000
FBM□-11-201209-301A10T	300±25%	100	0.200	1000
FBM□-11-201209-301A20T	300±25%	100	0.100	2000
FBM□-11-201209-301A30T	300±25%	100	0.040	3000
FBM□-11-201209-331A15T	330±25%	100	0.150	1500
FBM□-11-201209-401A30T	400±25%	100	0.040	3000
FBM□-11-201209-601A10T	600±25%	100	0.200	1000
FBM□-11-201209-601A20T	600±25%	100	0.100	2000
FBM□-11-201209-102A10T	1000±25%	100	0.200	1000
FBM□-11-201209-152A03T	1500±25%	100	0.500	300

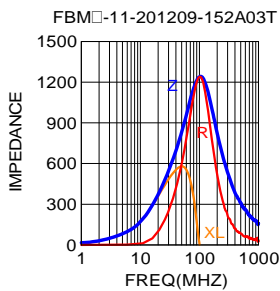
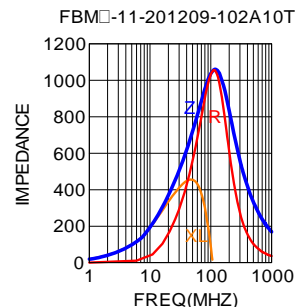
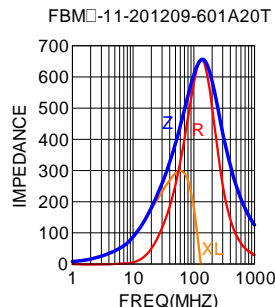
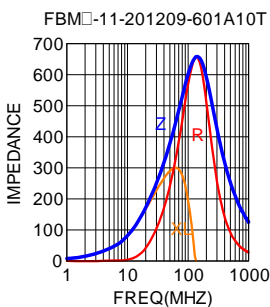
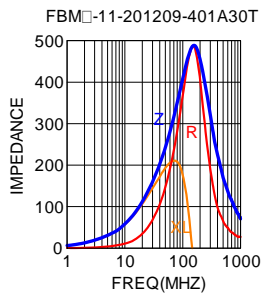
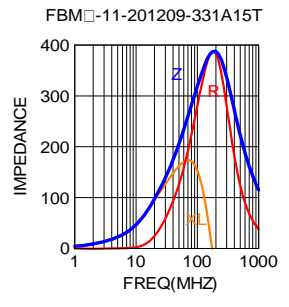
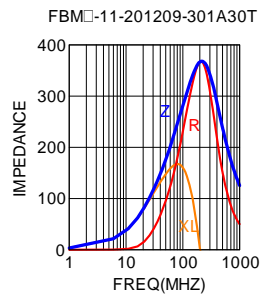
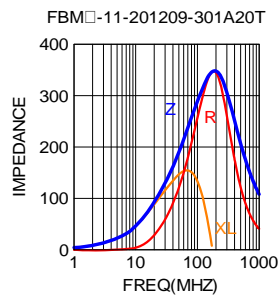
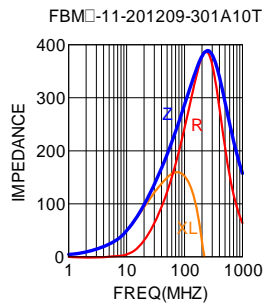
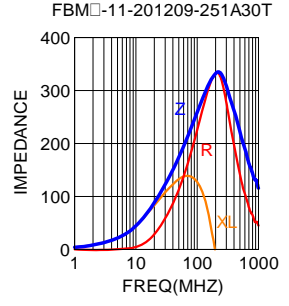
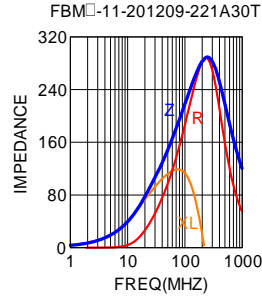
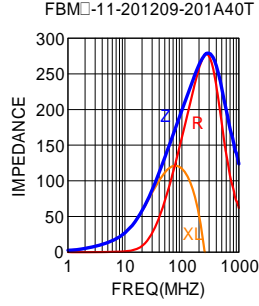
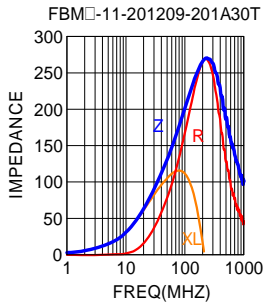
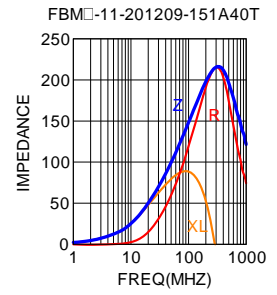
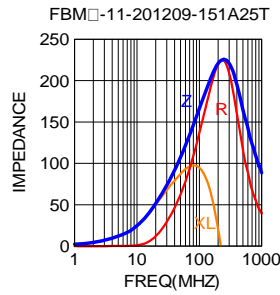
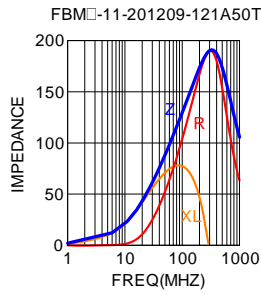
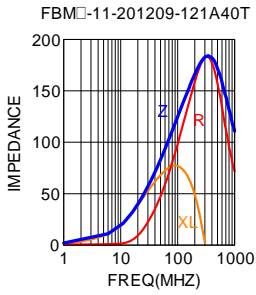
※All the data listed in this catalogue are for reference only, King Core reserves the right to alter or revise the specifications without prior notification.

MULTILAYER CHIP BEADS → FBM□-11-201209 : High Current Standard Type



※All the data listed in this catalogue are for reference only, King Core reserves the right to alter or revise the specifications without prior notification.

MULTILAYER CHIP BEADS → FBM□-11-201209 : High Current Standard Type



※All the data listed in this catalogue are for reference only, King Core reserves the right to alter or revise the specifications without prior notification.

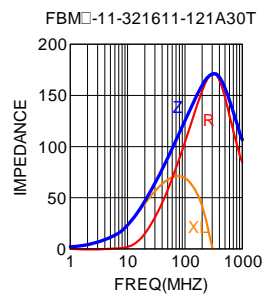
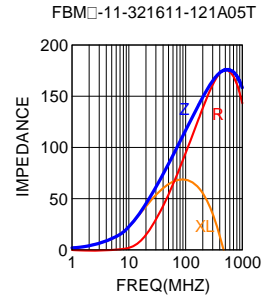
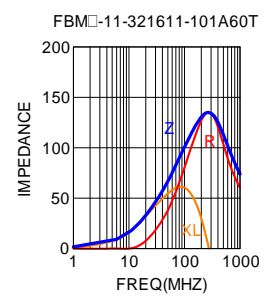
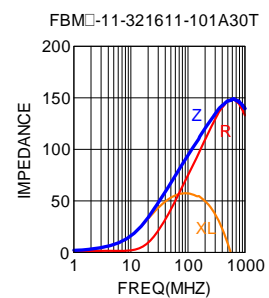
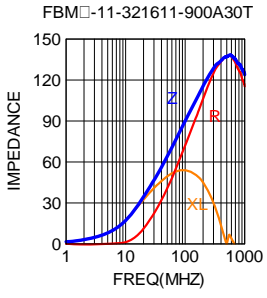
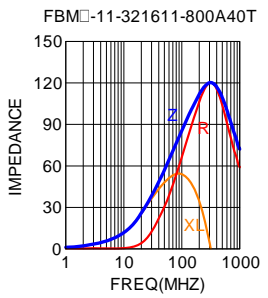
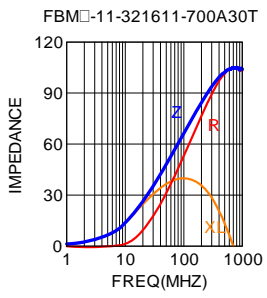
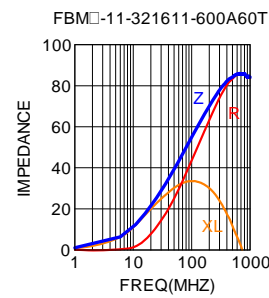
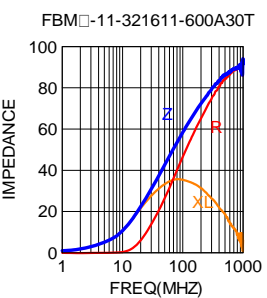
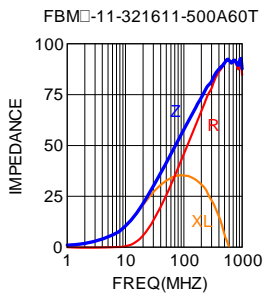
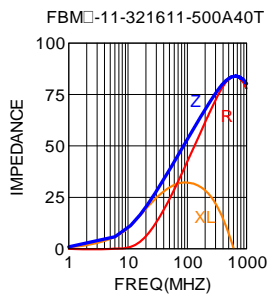
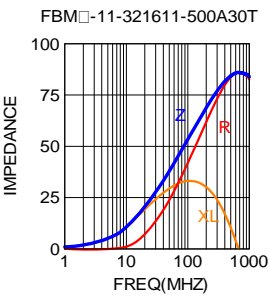
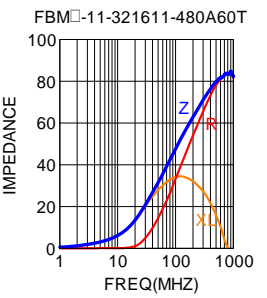
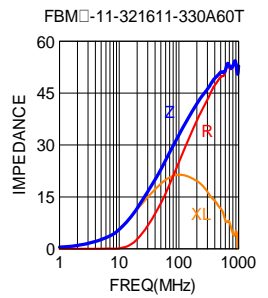
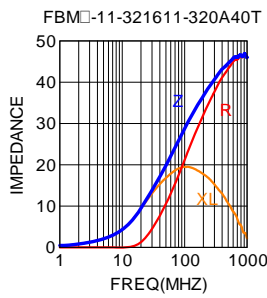
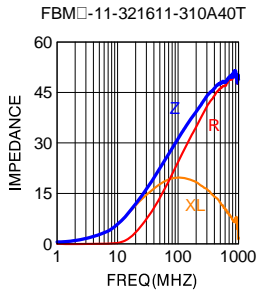
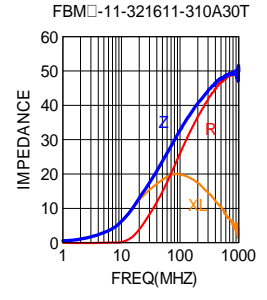
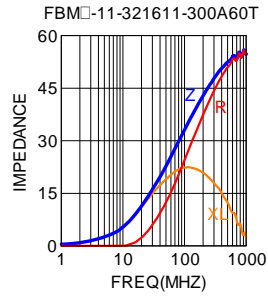
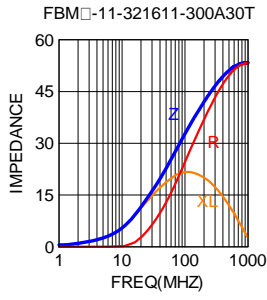
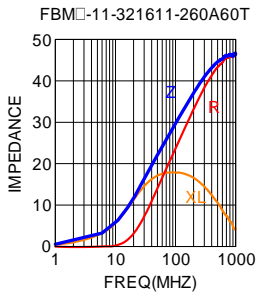
MULTILAYER CHIP BEADS → FBM□-11-321611 : High Current Standard Type

ELECTRICAL CHARACTERISTICS

ORDERING CODE	Impedance (Ω)	Test Frequency (MHz)	DC Resistance (Ω)max	Rated Current (mA)max
FBM□-11-321611-260A60T	26±25%	100	0.010	6000
FBM□-11-321611-300A30T	30±25%	100	0.040	3000
FBM□-11-321611-300A60T	30±25%	100	0.010	6000
FBM□-11-321611-310A30T	31±25%	100	0.040	3000
FBM□-11-321611-310A40T	31±25%	100	0.035	4000
FBM□-11-321611-320A40T	32±25%	100	0.035	4000
FBM□-11-321611-330A60T	33±25%	100	0.010	6000
FBM□-11-321611-480A60T	48±25%	100	0.010	6000
FBM□-11-321611-500A30T	50±25%	100	0.040	3000
FBM□-11-321611-500A40T	50±25%	100	0.035	4000
FBM□-11-321611-500A60T	50±25%	100	0.010	6000
FBM□-11-321611-600A30T	60±25%	100	0.040	3000
FBM□-11-321611-600A60T	60±25%	100	0.010	6000
FBM□-11-321611-700A30T	70±25%	100	0.040	3000
FBM□-11-321611-800A40T	80±25%	100	0.035	4000
FBM□-11-321611-900A30T	90±25%	100	0.040	3000
FBM□-11-321611-101A30T	100±25%	100	0.040	3000
FBM□-11-321611-101A60T	100±25%	100	0.010	6000
FBM□-11-321611-121A05T	120±25%	100	0.300	500
FBM□-11-321611-121A30T	120±25%	100	0.040	3000
FBM□-11-321611-121A50T	120±25%	100	0.020	5000
FBM□-11-321611-121A60T	120±25%	100	0.010	6000
FBM□-11-321611-151A09T	150±25%	100	0.200	900
FBM□-11-321611-201A15T	200±25%	100	0.150	1500
FBM□-11-321611-221A30T	220±25%	100	0.040	3000
FBM□-11-321611-301A10T	300±25%	100	0.200	1000
FBM□-11-321611-301A20T	300±25%	100	0.100	2000
FBM□-11-321611-301A25T	300±25%	100	0.050	2500
FBM□-11-321611-301A30T	300±25%	100	0.040	3000
FBM□-11-321611-391A20T	390±25%	100	0.100	2000
FBM□-11-321611-401A30T	400±25%	100	0.040	3000
FBM□-11-321611-501A20T	500±25%	100	0.100	2000
FBM□-11-321611-501A30T	500±25%	100	0.040	3000
FBM□-11-321611-601A20T	600±25%	100	0.100	2000
FBM□-11-321611-601A30T	600±25%	100	0.040	3000
FBM□-11-321611-601A40T	600±25%	100	0.035	4000
FBM□-11-321611-102A10T	1000±25%	100	0.200	1000
FBM□-11-321611-122A05T	1200±25%	50	0.350	500

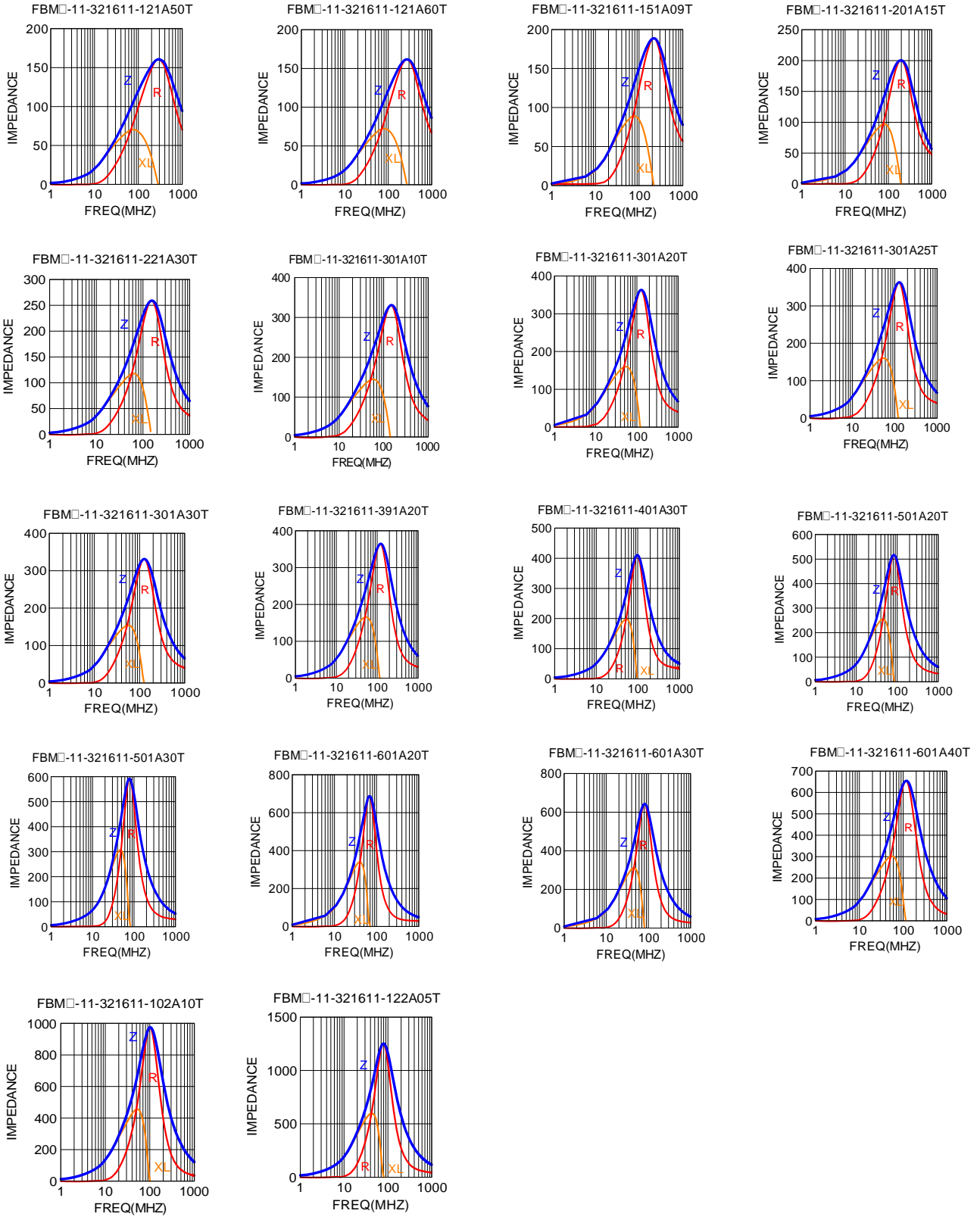
※All the data listed in this catalogue are for reference only, King Core reserves the right to alter or revise the specifications without prior notification.

MULTILAYER CHIP BEADS → FBM□-11-321611 : High Current Standard Type



※All the data listed in this catalogue are for reference only, King Core reserves the right to alter or revise the specifications without prior notification.

MULTILAYER CHIP BEADS → FBM□-11-321611 : High Current Standard Type

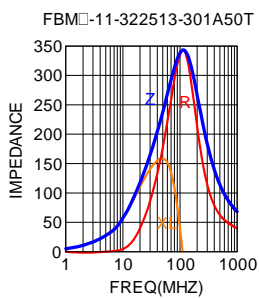
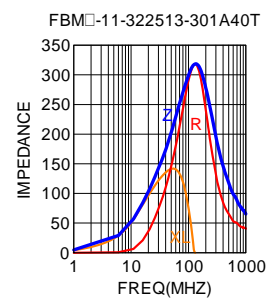
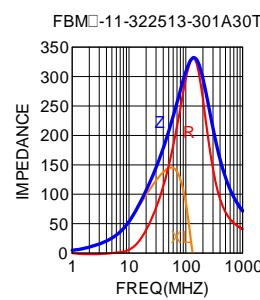
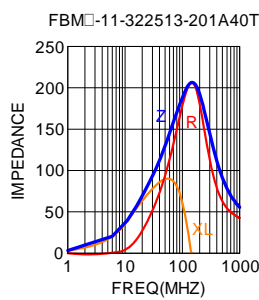
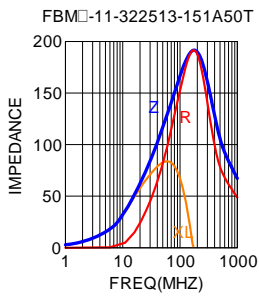
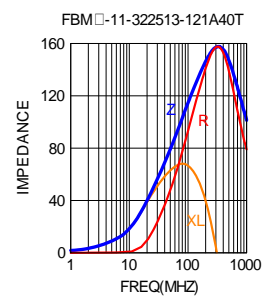
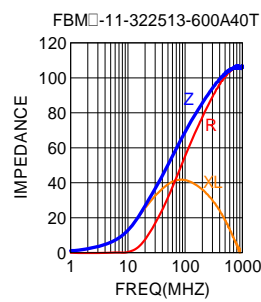
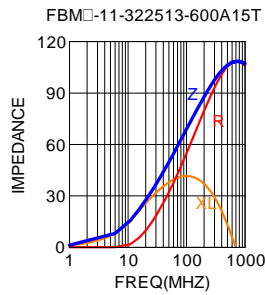
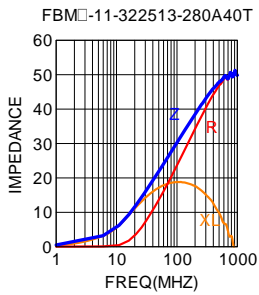


※All the data listed in this catalogue are for reference only, King Core reserves the right to alter or revise the specifications without prior notification.

MULTILAYER CHIP BEADS → FBM□-11-322513 : High Current Standard Type

ELECTRICAL CHARACTERISTICS

ORDERING CODE	Impedance (Ω)	Test Frequency (MHz)	DC Resistance (Ω)max	Rated Current (mA)max
FBM□-11-322513-280A40T	28±25%	100	0.035	4000
FBM□-11-322513-600A15T	60±25%	100	0.150	1500
FBM□-11-322513-600A40T	60±25%	100	0.035	4000
FBM□-11-322513-121A40T	120±25%	100	0.035	4000
FBM□-11-322513-151A50T	150±25%	100	0.020	5000
FBM□-11-322513-201A40T	200±25%	100	0.035	4000
FBM□-11-322513-301A30T	300±25%	100	0.040	3000
FBM□-11-322513-301A40T	300±25%	100	0.035	4000
FBM□-11-322513-301A50T	300±25%	100	0.025	5000

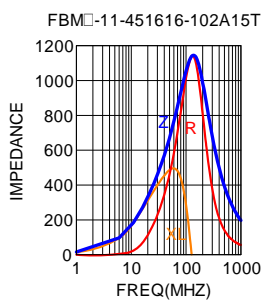
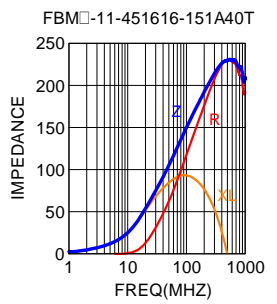
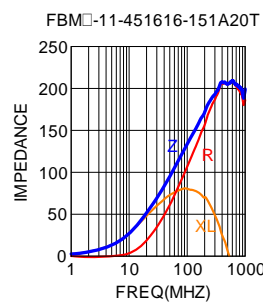
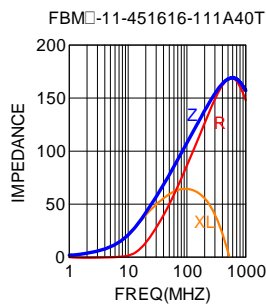
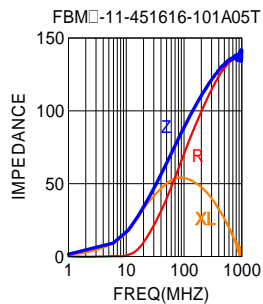
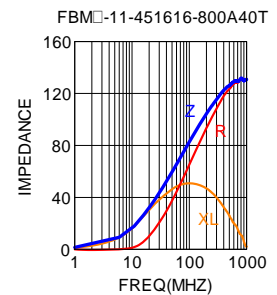
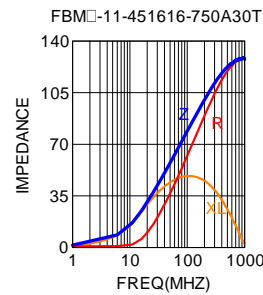
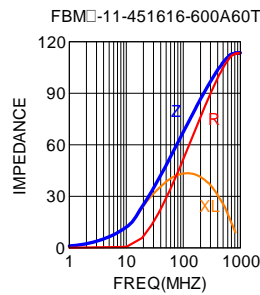
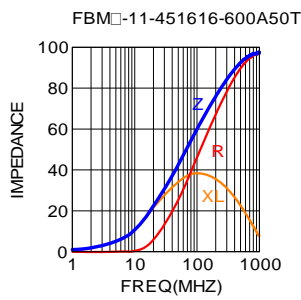


※All the data listed in this catalogue are for reference only, King Core reserves the right to alter or revise the specifications without prior notification.

MULTILAYER CHIP BEADS → FBM□-11-451616 : High Current Standard Type

ELECTRICAL CHARACTERISTICS

ORDERING CODE	Impedance (Ω)	Test Frequency (MHz)	DC Resistance (Ω)max	Rated Current (mA)max
FBM□-11-451616-600A50T	60±25%	100	0.020	5000
FBM□-11-451616-600A60T	60±25%	100	0.010	6000
FBM□-11-451616-750A30T	75±25%	100	0.040	3000
FBM□-11-451616-800A40T	80±25%	100	0.030	4000
FBM□-11-451616-101A05T	100±25%	100	0.300	500
FBM□-11-451616-111A40T	110±25%	100	0.035	4000
FBM□-11-451616-151A20T	150±25%	100	0.100	2000
FBM□-11-451616-151A40T	150±25%	100	0.035	4000
FBM□-11-451616-102A15T	1000±25%	100	0.090	1500

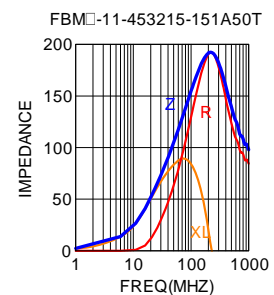
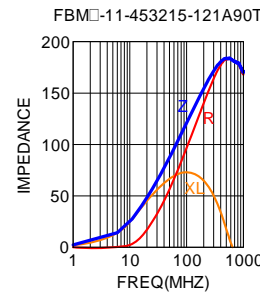
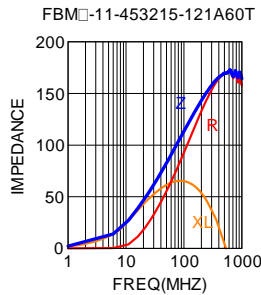
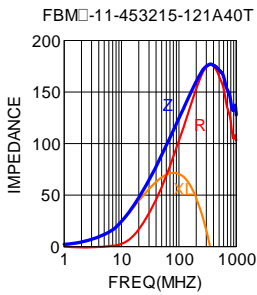
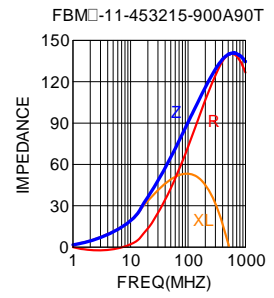
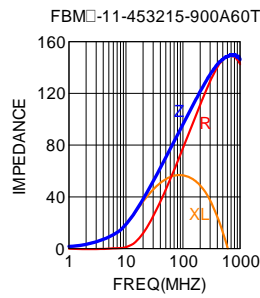
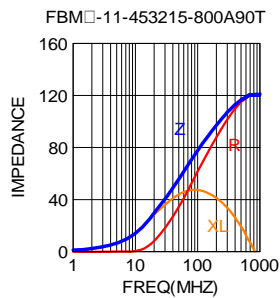
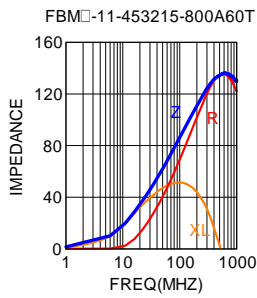


※All the data listed in this catalogue are for reference only, King Core reserves the right to alter or revise the specifications without prior notification.

MULTILAYER CHIP BEADS → FBM□-□□-453215 : High Current Standard Type

ELECTRICAL CHARACTERISTICS

ORDERING CODE	Impedance (Ω)	Test Frequency (MHz)	DC Resistance (Ω)max	Rated Current (mA)max
FBM□-11-453215-800A60T	80±25%	100	0.010	6000
FBM□-11-453215-800A90T	80±25%	100	0.010	9000
FBM□-11-453215-900A60T	90±25%	100	0.010	6000
FBM□-11-453215-900A90T	90±25%	100	0.004	9000
FBM□-11-453215-121A40T	120±25%	100	0.030	4000
FBM□-11-453215-121A60T	120±25%	100	0.010	6000
FBM□-11-453215-121A90T	120±25%	100	0.004	9000
FBM□-11-453215-151A50T	150±25%	100	0.020	5000

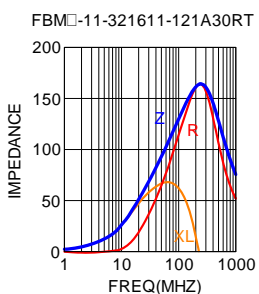
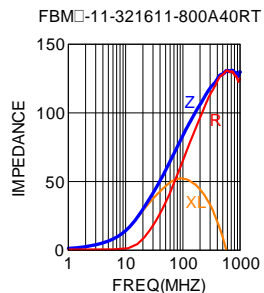
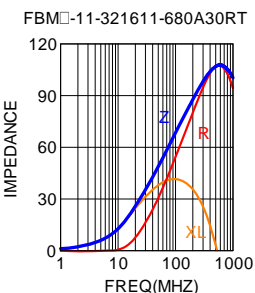
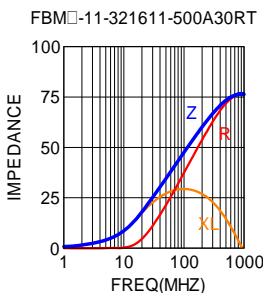
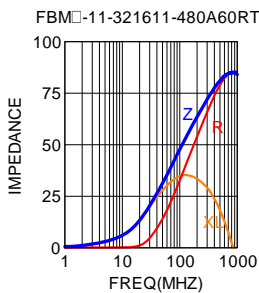
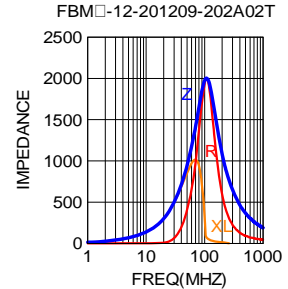
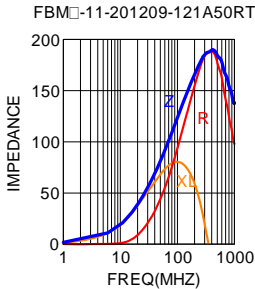
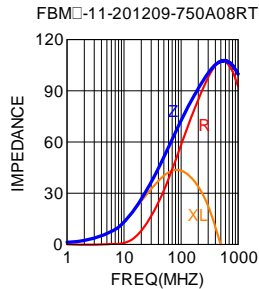
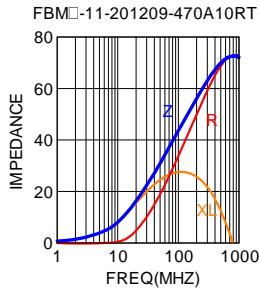
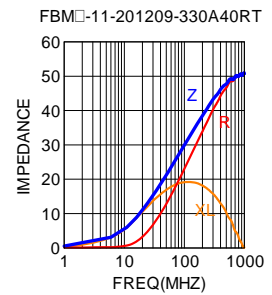
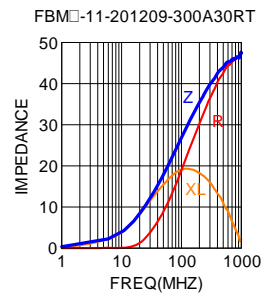
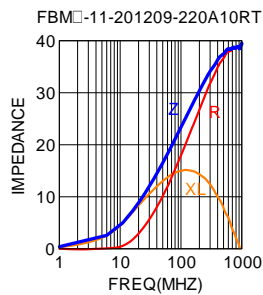
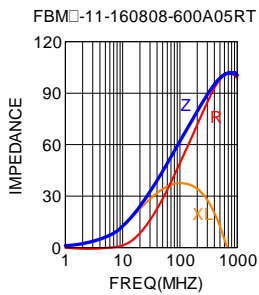


※All the data listed in this catalogue are for reference only, King Core reserves the right to alter or revise the specifications without prior notification.

MULTILAYER CHIP BEADS → FBM□-__ __ _A□□ : High Current Special Type

ELECTRICAL CHARACTERISTICS

ORDERING CODE	Impedance (Ω)	Test Frequency (MHz)	DC Resistance (Ω)max	Rated Current (mA)max
FBM□-11-160808-600A05RT	60±25%	100	0.100	500
FBM□-11-201209-220A10RT	22±25%	100	0.050	1000
FBM□-11-201209-300A30RT	30±25%	100	0.015	3000
FBM□-11-201209-330A40RT	33±25%	100	0.008	4000
FBM□-11-201209-470A10RT	47±25%	100	0.050	1000
FBM□-11-201209-750A08RT	75±25%	100	0.250	800
FBM□-11-201209-121A50RT	120±25%	100	0.020	5000
FBM□-12-201209-202A02RT	2000±25%	100	0.500	200
FBM□-11-321611-480A60RT	48±25%	100	0.005	6000
FBM□-11-321611-500A30RT	50±25%	100	0.025	3000
FBM□-11-321611-680A30RT	68±25%	100	0.012	3000
FBM□-11-321611-121A30RT	120±25%	100	0.025	3000
FBM□-11-321611-800A40RT	80±25%	100	0.010	4000



※All the data listed in this catalogue are for reference only, King Core reserves the right to alter or revise the specifications without prior notification.